



Non-penetrative supports for pipework, duct and cable ladder/tray

The H Frame Set is a quick, versatile and economical solution for supporting pipework, duct, cable ladders/trays or any combination of these. You provide your own strut, keeping the duct and pipe installations low-cost and totally flexible by fabricating the frameworks on-site.

The majority of installations require 305mm H Frames but where a greater load distribution is required 450mm and 600mm H Frames are also available.

## H Frame Set 305mm

- Versatile application
- Quick & easy installation
- Excellent load distribution
- Compatible with industry standard componentry
- Interchangeable with 3 strut sizes – one foot fits all
- Supplied with adhered rubber mats for optimum roof protection
- Boxed for convenience



**NEW**

### KIT INCLUDES

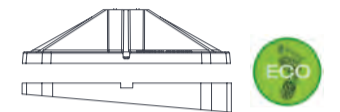
Feet with adhered mat	x 2
Brackets and fixings	x 4
Assembly instructions	x 1

### FOOT FLEECEES

Recommended for use on PVC membrane roof surfaces to prevent polymer migration

### 305 ANGLED MATS

2.5° and 5° rubber mats are also available for sloped roof applications

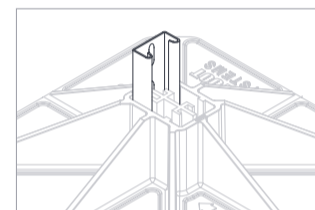


PLEASE NOTE: Strut NOT included

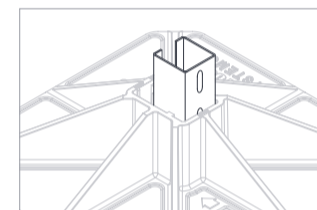
### PRODUCT INFORMATION

Model	305mm	305mm 5 Pack
Part no.	B6088	B9645
Foot Size (mm)	305	305
Rec. frame load (kg)	300	300
Packaged weight (kg)	6.75	34

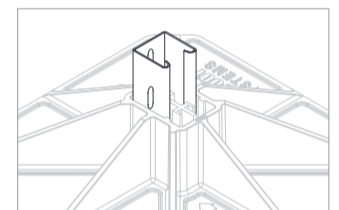
### INTERCHANGEABLE STRUT



21 x 41 x 1.5mm Strut



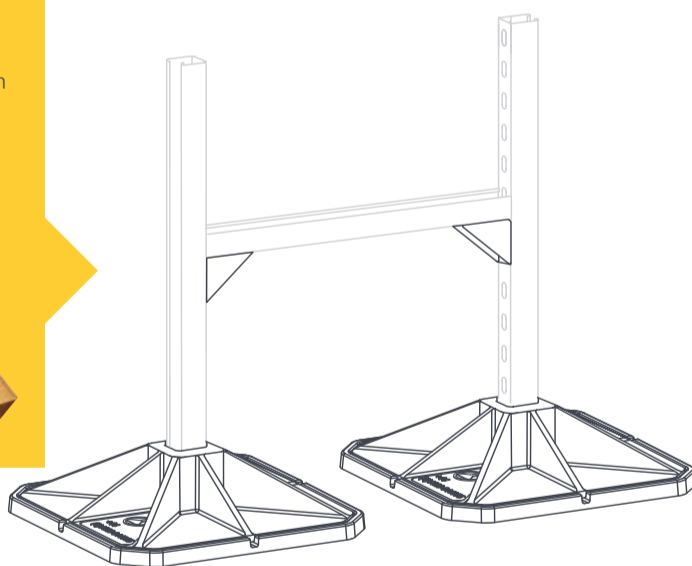
40 x 38 x 1.9mm Euro Strut



41 x 41 x 1.5mm Strut

## H Frame Set 450mm & 600mm

- Versatile application
- Quick & easy installation
- Excellent load distribution
- Compatible with industry standard componentry
- Supplied with removable rubber mats for optimum roof protection
- Boxed for convenience



### KIT INCLUDES

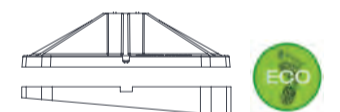
Plastic feet	x 2
Rubber mats	x 2
Insert	x 2
Brackets and fixings	x 2
Assembly instructions	x 1

### FOOT FLEECEES

Recommended for use on PVC membrane roof surfaces to prevent polymer migration

### 450 ANGLED MATS

2.5° and 5° rubber mats are also available for sloped roof applications

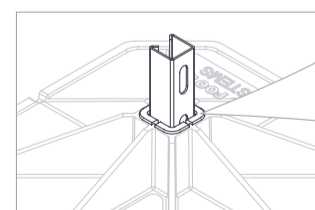


PLEASE NOTE: Strut NOT included

### PRODUCT INFORMATION

Model	450mm	600mm
Part no.	B6089	B9222
Foot Size (mm)	450	600
Rec. frame load (kg)	500	500
Packaged weight (kg)	13.35	23.10

### STRUT INSERT



41 x 41 x 1.5mm Strut

For ease of specification these products are detailed on the following building product libraries:

